


# SB60/65J telescopic boom specifications

	SB60	SB65J
max. working height	20.1m	21.8m
max. platform height	18.3m	19.8m
max. working outreach	15.8m	17.6m
jib arc	n/a	144°
platform capacity (SWL)	227kg	227kg
platform size	0.76m x 1.8m	0.76m x 1.8m
platform rotation	180°	180°
turret rotation	360° continuous	360° continuous
turntable rotation	115/120 sec	115/120 sec
main boom up/down	45/50 sec	45/50 sec
Extend/retract	65/70sec	65/70sec
width A	2.38m	2.38m
stowed height B	2.79m	2.79m
stowed length C	8.8m	8.2m
Inside turning radius	3.6m	3.6m
outside turning radius	6.1m	6.1m
wheelbase	2.0m	2.0m
ground clearance	370mm	370mm
gradeability	40%	40%
max drive speed - elevated	3.2km/h	3.2km/h
max drive speed - stowed	5.7km/h	5.7km/h
tyres	foam filled 14 ply	foam filled 14 ply
gross weight	10,250kg	10,894kg
power source	diesel engine	diesel engine

Specifications subject to change without notice. Photos and diagrams in this brochure are for promotional purposes only. Refer to appropriate UpRight operators manual for detailed instructions on the proper use and maintenance.



BP2\_SB 7/07

**UpRight**  
POWERED ACCESS

Vigo Centre, Birtley Road, Washington,  
Tyne & Wear, NE38 9DA, U.K.

Sales Tel: +44 (0) 845 1550 057 • Spare Parts Tel: +44 (0) 845 1550 058


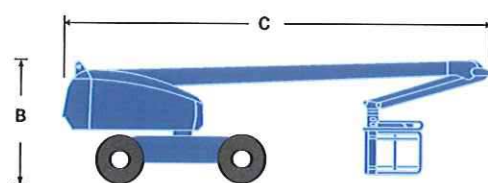
[www.upright.com](http://www.upright.com)

## standard features

- Automatic brakes
- Proportional drive, lift and slew
- 4 wheel drive
- Oscillating steer axle
- Base controls include drive and steer function
- Drive motion alarm
- Flashing light
- Hour meter, high engine temperature and low oil pressure shut down
- Small tail swing

## options

- High speed drive
- Exhaust purifier
- AC generator
- Wide platform
- Platform working light



**CE** This product is available with the CE mark confirming compliance with all relevant European Machinery Directives

manufactured by  
**UpRight**  
POWERED ACCESS